

Products

FM Radio Rebroadcast Unit– RFR-2J0



Item	Specification
Frequency band	88~108MHz
Channel Band Width	200KHz
Input Level	-75 ~ -45dBm
Max Output Power	+35dBm
Max Gain	110dB
Max Channel	20Ch
Channel Equalization	±10dB
Impedance	50Ω
AC Power Input	AC 220V

DAB/DMB Repeater Unit– RFR-2J0M



Item	Specification
Frequency band	174~216MHz
Band Width	The band width
Input Level	-75 ~ -45dBm
Max Output Power	+35dBm
Max Gain	110dB
Max Channel	System band width
Channel Equalization	±10dB
Impedance	50Ω
AC Power Input	AC 220V

FM Emergency Broadcast Unit – EBS-2J0



Item	Specification
Frequency band	88~108MHZ
Output Data	MIC Voice
	Recording Message
	Ext USB Message
Output Monitor	Internal Speaker
Operation Current	4A
Alarm Input Port	2 Pin MS Connector
Debug Port	D-Sub 9Pin
DC Power	DC 12V

Products

FM Radio Monitor Unit – FRM-2J0



Item	Specification
Frequency	88~108Mhz
Adjust Channel Step	200KHz
Memory Channel	12Ch
Input Level	-60~-30dBm
FM Input Port	SMA
Input DC Port	2 Pin MS Connector
Debug Port	D-Sub 9Pin
DC Power	DC 12V

Power Supply Unit– PSU500-2J0



Item	Specification
Input Voltage	AC 220V
Output Voltage	DC 12V / DC 27V
Charge Voltage	DC 28.5V / 5A
Output Voltage Trans	1V
Usage Fluctuation	24V 100Ah

FM/DAB/DMB Line Amplifier – FDLA-2J0

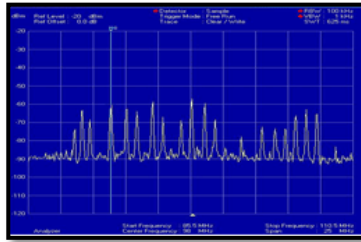


Item	Specification
Frequency	FM 88~108MHz /174~216MHz(Add)
Power Input	DC 12V / DC 27V or AC 220V
Type	Coaxial Cable or Fiber Optic Cable
Dimensions	Follow-up

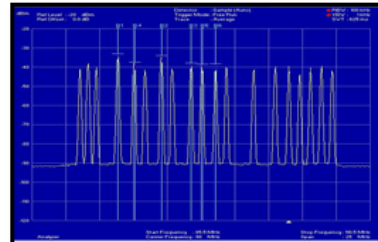
FM radio Rebroadcast system(Main Function Processor)

FM received antenna

FM radio station received on-air(multi-channel)



FM DSP leveling processing waveform(multi-channel)



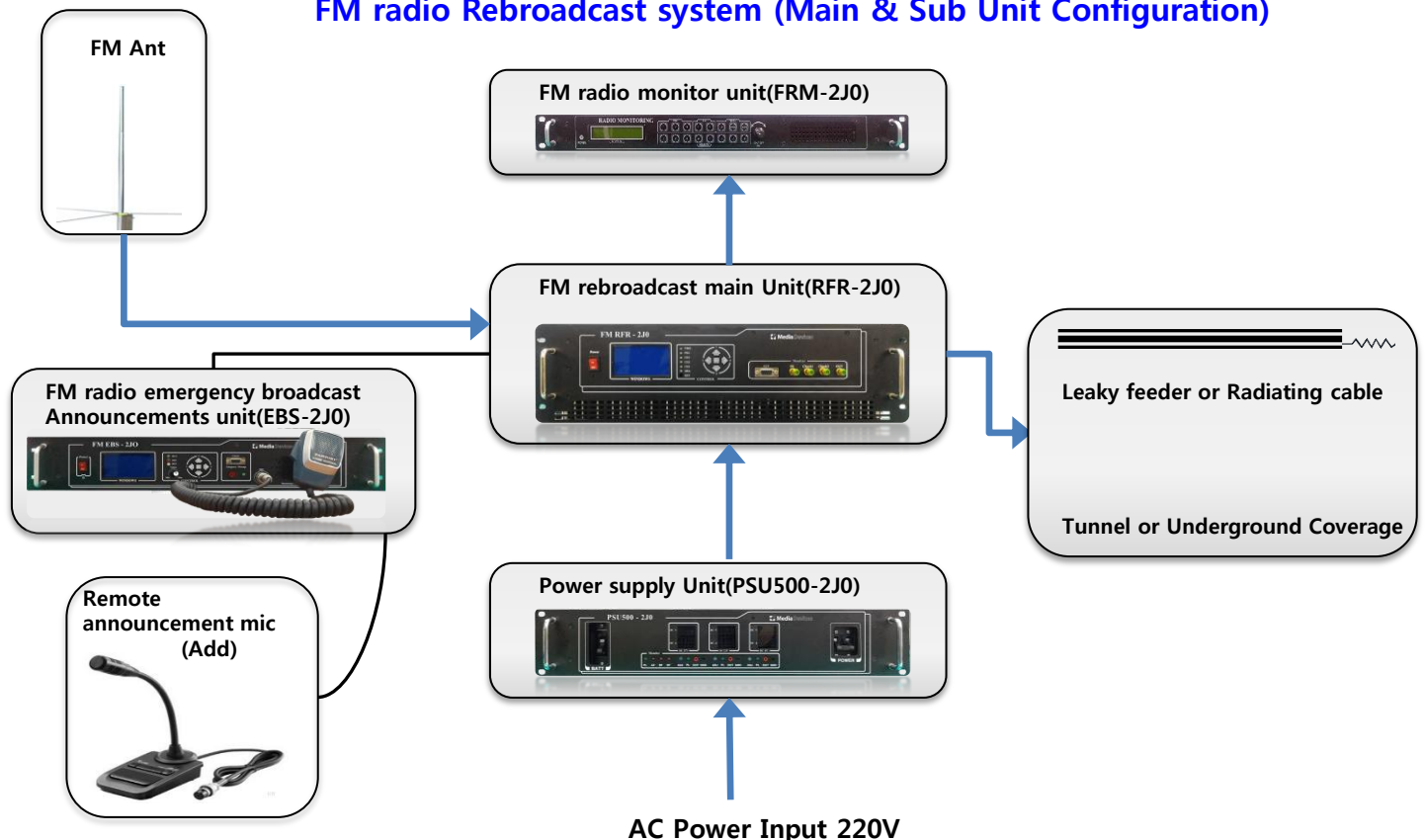
FM Radio Rebroadcast system(RFR-2J0)

Leaky feeder or Radiating cable

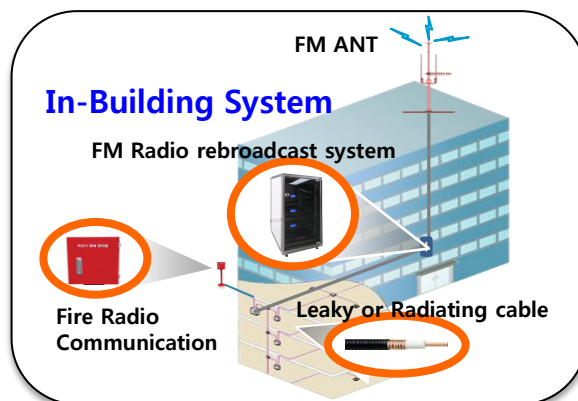
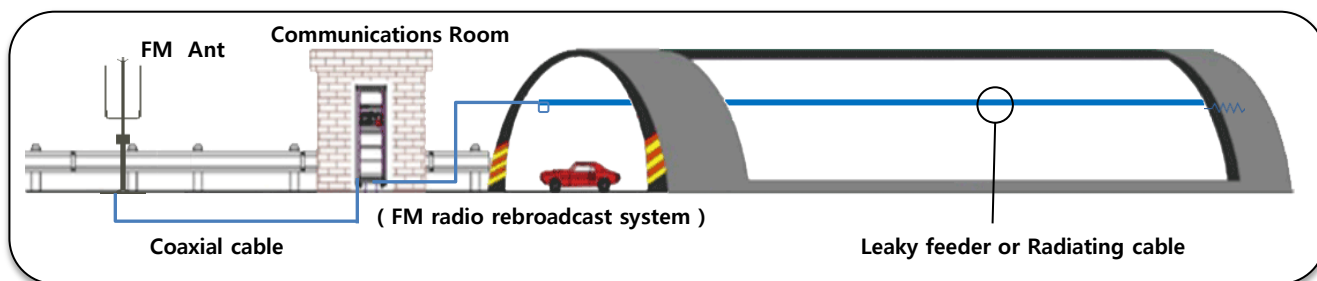
Tunnel or Underground Coverage

Item	Spec
Frequency band	88~108MHz
Channel Band Width	200KHz
Input Level	-75 ~ -45dBm
Max Output Power	+35dBm
Max Gain	110dB
Max Channel	20Ch
Channel Equalization	±10dB
Impedance	50Ω
AC Power Input	AC 220V

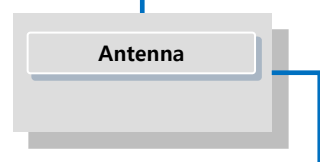
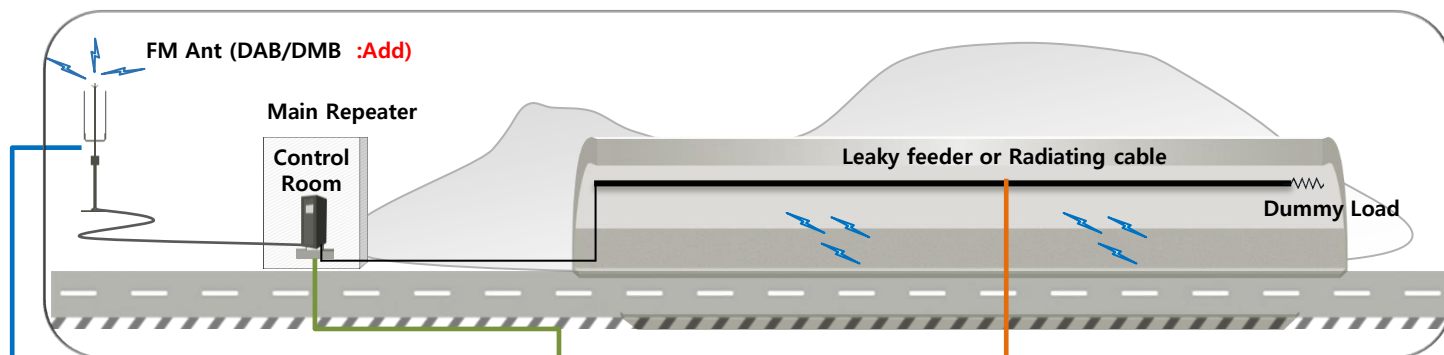
FM radio Rebroadcast system (Main & Sub Unit Configuration)



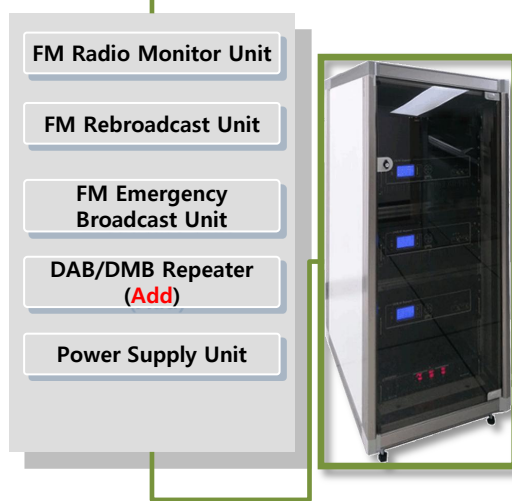
Road Tunnel FM Radio Rebroadcast System Diagram




Road Tunnel FM Radio Rebroadcast System Diagram



[Antenna]



[Main Repeater]



[Leaky or Radiating Cable]